



# Password Changes – Website

## Password rules

- Must be between 8 and 20 characters in length.
- Must contain a minimum of 1 non-alphabetic characters.
- Allowable special characters: !"#\$%&()+,-/;<=>?[\]^\_`{|}\*'`
- Cannot contain username
- Cannot match 3 most-recent passwords

## Standard password changes

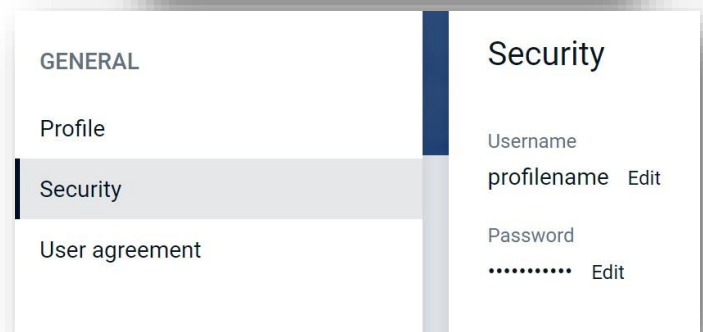
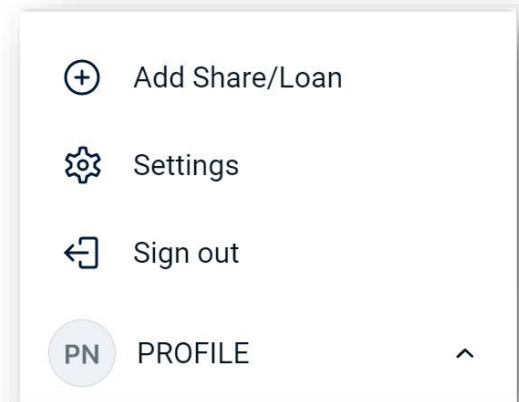
*DCECU recommends periodically updating your password to protect your digital information.*

1. Sign in to your Online Banking profile at [www.dcecu.org](http://www.dcecu.org)
2. Select your profile name from the bottom of the side menu

*On mobile devices, select  to expand the side menu*

3. Select “Settings”
4. Select “Security”
5. Select “Edit” next to the password
6. Enter your current password
7. Enter a new password  
*Tap “Password rules” to display a list of password rules*
8. Confirm your new password
9. Select “Save”

*Congratulations! Your password has been changed successfully!*

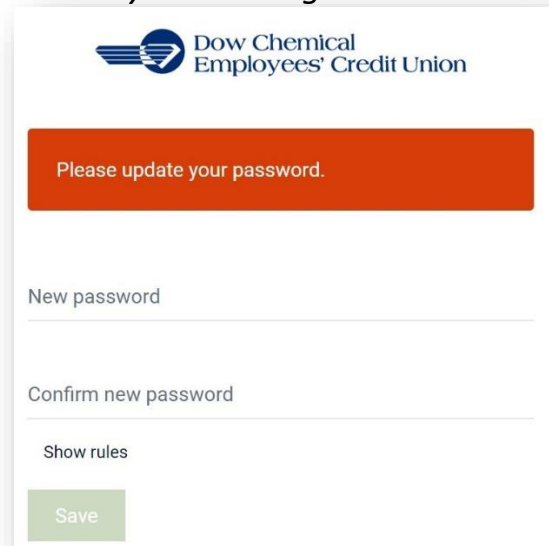


## Forced password changes

*At times, DCECU may require you to update your password on your next sign in.*

1. Sign in to your Online Banking profile at [www.dcecu.org](http://www.dcecu.org)
2. Enter a new password
3. Confirm your new password  
*Select "Show rules" to display a list of password rules*
4. Select "Save"

*Congratulations! Your password has been changed successfully!*



The screenshot shows the DCECU online banking interface for password changes. At the top is the logo for Dow Chemical Employees' Credit Union. Below the logo is a prominent orange banner with the text "Please update your password." Underneath the banner are two input fields: "New password" and "Confirm new password". Below these fields is a "Show rules" link. At the bottom of the form is a green "Save" button.

